

Dear Parents,

Welcome to Schoology!

Good news, NLA is now using Schoology (pronounced: Skool'uh-jee), an award winning Learning Management System that offers course management, mobile learning, and a communications hub, all in one integrated platform!

With your parent account you can view your child's:

- ✓ Activities
- ✓ Courses
- ✓ Calendars
- ✓ Grades
- ✓ Groups
- ✓ Updates

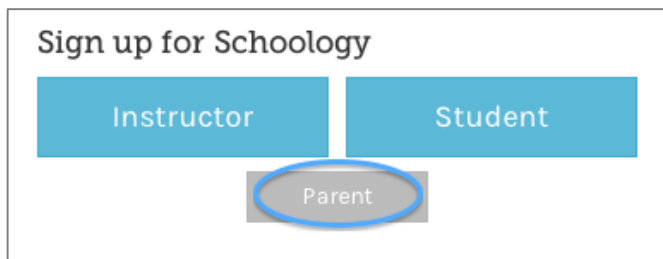
Your access code is:

You can set up your parent account by:

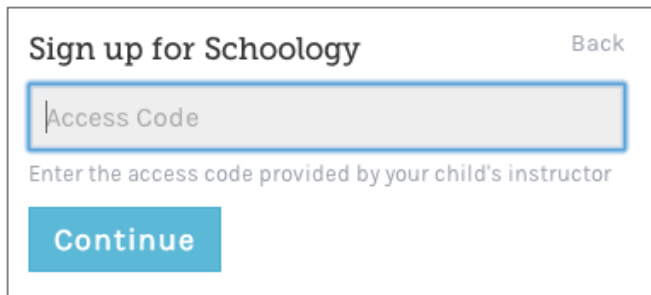
1. In your browser, navigate to www.schoology.com.
2. In the top right corner of the screen, click the Sign Up button.



3. Select Parent from the options.



4. Enter your access code here (this is provided by your child's teacher).



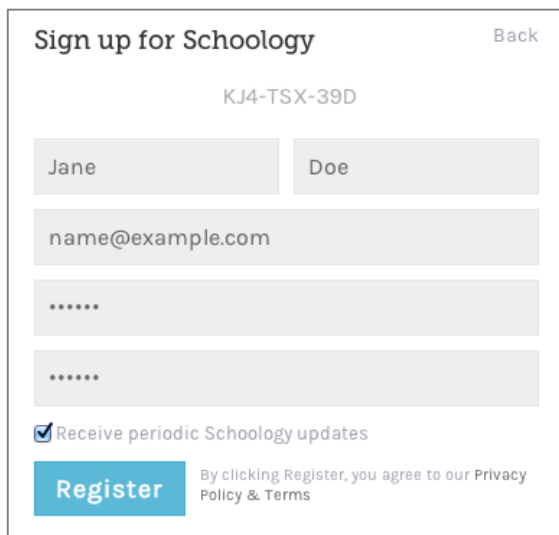
Sign up for Schoolology Back

Access Code

Enter the access code provided by your child's instructor

Continue

5. Enter your name, email address, and password. Once you log in, you'll be able to browser your child's activities by selecting your child's name from the top right dropdown.



Sign up for Schoolology Back

KJ4-TSX-39D

Jane Doe

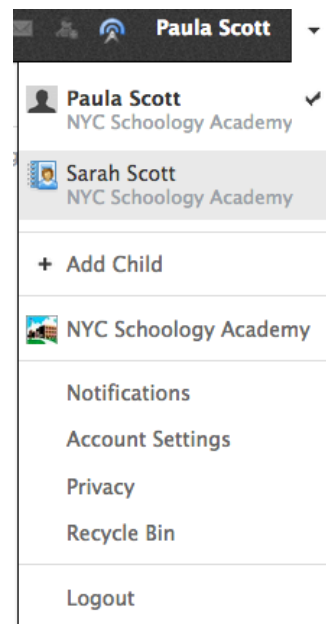
name@example.com

.....

.....

Receive periodic Schoolology updates

Register By clicking Register, you agree to our [Privacy Policy & Terms](#)




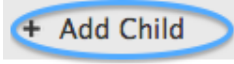
Paula Scott ▾


- Paula Scott** ✓
NYC Schoolology Academy
- Sarah Scott**
NYC Schoolology Academy
- + Add Child
- NYC Schoolology Academy
- Notifications
- Account Settings
- Privacy
- Recycle Bin
- Logout

You also have the option to associate additional children using Schoolology with this account. To associate additional children, click on the down-facing arrow on the top right of your Schoolology account, select Add Child, and enter the Parent Access Code for your other child/children.

 **Paula Scott** ✓
NYC Schoolology Academy

 **Sarah Scott**
NYC Schoolology Academy

 + Add Child

 NYC Schoolology Academy